





Spiider®

Spiider, a superbright next generation of LED WashBeam luminaires, using 18 x 40 Watt and 1 x 60 Watt LEDs and combining it with a very efficient 12,5 :1 zoom optical system ranging from tight 4° Beam to wide 50° Wash, makes the product in its class the most powerful LED fixture on the market. Now equipped with Robe's innovative lens coating technology which brings benefits such as bright and clear lenses, no scratches or marks, higher light output and longer intervals between cleaning.



THE NEXT BIG THING FROM ROBE!

Beautiful convergence of hard edge in-air effects, punchy beams and smooth homogenized wash is all encapsulated in the unique Spiider. Rich colors of 19 powerfull RGBW LEDs can create charming wash light with velvety smooth transitions thanks to internal 18bit LED dimming system. Dynamic video effects are easily achieved by mapping individual pixels and controlled by DMX desk or media servers via sACN with internal HTP merging, DMX or by Kling-Net protocol. Unique central piece with Robe exclusive Flower Effect is driven by 60W RGBW LED multichip for new innovative sharp multicoloured spikes of light, rotating in both directions at variable speed, adding another new visual effect to the show.

-  1x 60W RGBW and 18 x 40W RGBW LED multichips
-  11.000 lm, 50.100 lx @ 5m
-  4° - 50°
-  pixel control, flower effect, virtual colour wheel, tungsten lamp effect, preprogrammed pixel effects

Technical Specification

SOURCE

- Light Source Type: 1x 60W RGBW and 18x 40W RGBW LED multichips
- Typical lumen maintenance: 70% @ 20.000 hours
- LED Life Expectancy: min. 50.000 hours

OPTICAL SYSTEM

- Robe's proprietary optical design
- Innovative lens coating technology (Patent pending)
- High - efficiency zoom optical system, ratio 12,5:1
- Zoom range: 4° - 50°
- Fixture total lumen output: 11.000 lm
- Light output: 50.100 lx @ 5 m

DYNAMIC EFFECTS

- Colour mixing mode RGBW or CMY
- Individual control of each RGBW pixel
- Variable CTO: 2.700K - 8.000K
- Virtual Colour Wheel: with 66 preset swatches
- Tungsten lamp effect at whites: 2.700K and 3.200K (red shift and thermal delay)
- Colour rainbow effect with variable speed
- Pre-programmed pixel effects with colour, dimming and strobe chases, waves and pulses at variable speed and direction
- Innovative Flower Effect: rotating in both directions at variable speed (patent pending)
- Strobe effect: variable speed (max. 20 flashes per second)
- Pre-programmed random strobe & pulse effects
- High resolution electronic dimming: 0 - 100%

CONTROL AND PROGRAMMING

- Setting & Addressing: ROBE Navigation System 2 (RNS2)
- Display: QVGA Robe touch screen with battery backup, gravitation sensor for auto screen positioning, operation memory service log with RTC, stand-alone operation with 3 editable programs (each up to 100 steps), built-in analyser for easy fault finding
- Protocols: USITT DMX-512, RDM, Art-Net, MA Net, MA Net2, sACN, Kling-Net
- Wireless CRMX™ technology from Lumen Radio (on request)
- DMX Protocol modes: 10
- Control channels: 49, 27, 33, 90, 27, 46, 91, 110, 103, 123
- Pan/Tilt resolution: 16 bit
- R,G,B,W colour mixing: 8 or 16 bit (internal 18 bit)
- Zoom: 8 bit
- Dimmer: 8 or 16 bit (internal 18 bit)

MOVEMENT

- Pan movement: 540°
- Tilt movement: 220°
- Movement control: Standard and Speed

- Controllable speed of Pan/Tilt movement
- EMS™: Electronic Motion Stabilizer system for Pan & Tilt reducing beam deviation caused by truss movement or vibration (Patent pending)
- Automatic Pan/Tilt position correction

THERMAL SPECIFICATION

- Maximum ambient temperature: 45 °C (113 °F)
- Maximum surface temperature: 75 °C (167 °F)
- Minimal operating temperature: - 5°C (23 °F)

ELECTRICAL SPECIFICATIONS AND CONNECTIONS

- Power supply: Electronic auto-ranging
- Input voltage range: 100-240 V, 50/60 Hz
- Power consumption: max. 600 W
- Power in connector: Neutric powerCON TRUE1
- DMX and RDM data in/out: Locking 3-pin & 5-pin XLR
- Ethernet port in/out: RJ45
- Embedded Ethernet switch 10/100 Mbps: 1 x in / 1 x out

APPROVALS

- CE Compliant
- cETLus Compliant (pending)

MECHANICAL SPECIFICATION

- Height: 477 mm (18.7")
- Width: 390 mm (15.3")
- Depth: 252 mm (9.9")
- Weight: 13,3kg (29.2 lbs)

RIGGING

- Mounting positions: Horizontally or vertically
- Universal operating position
- Mounting points: 2 pairs of 1/4-turn locking points
- 2x Omega adaptors with 1/4-turn quick locks
- Safety cable attachment point
- Tilt transport lock

ACCESSORIES

- Diffuser 2° for Robin Spider: 10980416
- EggCrate: 10980317
- Trigger Clamp Doughty: 17030386
- Safety wire 35 kg: 99011963
- Single Top Loader Case: 10120195-01
- Dual Top Loader Case: 10120207
- Quad Top Loader Case: 10120208
- Foam Shell: 20020290

LEGAL

- Spiider® is a registered trademark of Robe lighting s. r. o.
- Spiider® is patented by Robe lighting s. r. o. and is protected by one or more pending or issued patents

INCLUDED ITEMS

- User Manual
- Omega Adaptor CL-regular 2 pcs
- Power cord including powerCON TRUE1 In connector