


CELL400

- Quick hook clamp series designed for 38-51 mm (1 1/2"-2") diameter tubes
- Quick & easy attachment solution for moving heads
- Precision extruded high tensile aluminium alloy
- DGUV17/BGV C1 rating
- Compatible with M290 / M390 / M400 / M520 / M760 / 4GS-35 / 4GS-50 / 4GS-62
- Supplied with M12 bolt & wingnut
- Mounting hole for up to 13mm (1/2") bolts
- Polished surface with micro-percussion markings
- Powder coated versions available on request
- Rated with SF 8:1 (kg) DGUV17/BGV C1 (SWL1)
- Rated with SF 4:1 (kg) 2006/42/EC (SWL2)
- Black anodized versions of CELL401/403 available



CELL401 / CELL401|anodized

Quick clamp

| | SWL1 | SWL2 | Weight | Tube Ø |
|----------|-----------|------------|-------------|--------------------|
| kg (lbs) | 360 (794) | 720 (1587) | 0.68 (1.50) | 38-51 mm (1.5"-2") |

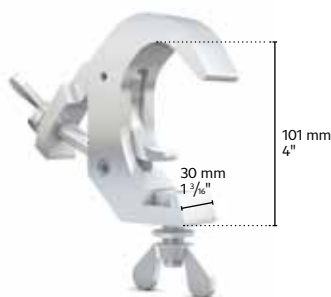
Quick clamp can be used for welding or construction of special items.



CELL411

Quick Clamp with Wing bolt

| | SWL1 | SWL2 | Weight | Tube Ø |
|----------|-----------|-----------|-------------|-----------------------|
| kg (lbs) | 190 (419) | 380 (838) | 0.68 (1.50) | 38-60 mm (1.5"-2.36") |

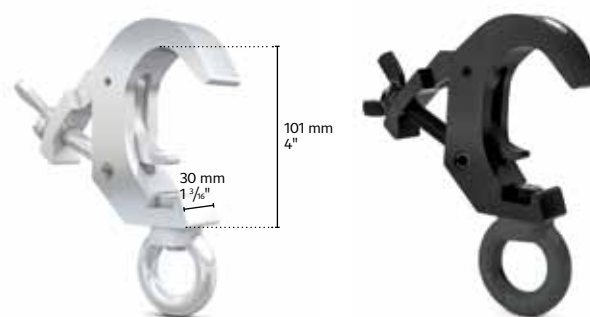
Quick clamp can be used for welding or construction of special items.
Suitable for tubes up to 60 mm (2.36")

CELL402

Quick clamp with bolt and wingnut

| | SWL1 | SWL2 | Weight | Tube Ø |
|----------|-----------|------------|-------------|--------------------|
| kg (lbs) | 360 (794) | 720 (1587) | 0.75 (1.65) | 38-51 mm (1.5"-2") |

Quick clamp supplied with M12 x 35 bolt and wingnut.



CELL403 / CELL403|anodized

Quick clamp with lifting eye

| | SWL1 | SWL2 | Weight | Tube Ø |
|----------|-----------|------------|-------------|--------------------|
| kg (lbs) | 360 (794) | 720 (1587) | 0.75 (1.65) | 38-51 mm (1.5"-2") |

Quick clamp supplied with steel eye for attachment of ropes or cables.